




My 4-H Goat Project Record Book



For use by New Jersey 4-H goat project members

Member name: _____ Birth date: ____/____/____

Address: _____ Grade: _____

Phone #: _____

4-H County: _____ Years in Project: _____

Name of club: _____ 4-H Year: _____

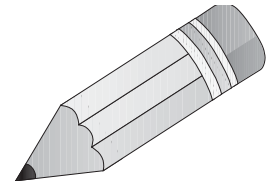
Club leader's name: _____

End of year signatures

At the end of the 4-H year, when your record book is complete, your 4-H club leader will ask to see this record book.

By signing below, I am stating that I have completed this record book myself and, to the best of my knowledge, the information included in it is correct.

4-H member Signature	Date



By signing below, I am stating that I am familiar with this work and, to the best of my knowledge, the member completed this record book and the information included in it is correct.

Title	Signature	Date
Parent		
4-H club leader		



Written by Kevin Mitchell, Sussex County 4-H Agent; Chad Ripberger, Mercer County 4-H Agent; Annette Devitt, Salem County 4-H Agent; Keith G. Diem, Ph.D., Program Leader in Educational Design; Margie Margentino, Program Associate, Animal Science, in cooperation with New Jersey 4-H Goat Project Advisory Group.

Based on "My 4-H Record Book," by Keith G. Diem, Ph.D., Program Leader in Educational Design.

Revised Nov. 2004. Updated Jan. 2011

© 2004, Rutgers Cooperative Extension

Visit the NJ 4-H web site: www.nj4h.rutgers.edu
 (This publication is available for downloading)



This project record book has been created specifically for members enrolled in the 4-H Goat Project. Keeping a record book is an important part of the project. It will help you set goals for the project year, record your accomplishments and help guide your efforts to keep important records on your goat(s).

What is a 4-H project?

A project is a subject or topic that you learn about in 4-H. More important, a project is something you do or make, which results from knowledge and skills you learned in the project. In this case, your project is a goat. You learn about your project from attending club meetings and educational workshops, and working with adult leaders and other 4-H members. You can also learn from field trips and camps, by participating in shows and competitions, as well as through your family and self study.

Why complete a record book?


A record book is not meant to be a chore. Instead, it is a way for you to learn. Here are some important reasons why 4-H expects you to complete a 4-H record book for your project.

Keeping a 4-H record book will help you . . .

- Learn how to organize yourself
- Learn how to set reasonable goals for yourself
- Appreciate what you've learned this year from the goals you reached
- Recognize what things you learned in your 4-H project this year and compare your progress and successes from year to year
- Explain what you've learned
- Keep track of costs of your project
- Gather information needed to apply for awards and scholarships
- Complete applications and resumes for jobs and college
- Meet requirements to participate in some county, state, or national 4-H events.

Guidelines for the 4-H Goat Project Record Book

One record book can be completed for all your project animals. You start your record book at the beginning of the 4-H year and keep all your expenses and receipts during the year. It is important to keep your record book up to date monthly. Keep your book neat and complete.



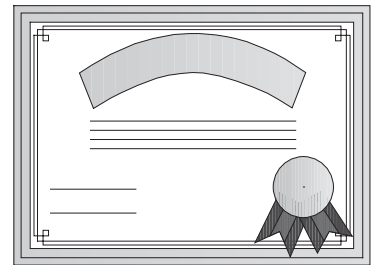
Start your year by setting at least three goals for the year. These goals may include “Goat Knowledge and Skills” or “Personal Development Activities.” To expand your horizons, each year in the project, try to accomplish new skills, or skills you did not accomplish in previous year(s).

The record book has been three hole punched so that it may be easily kept in a three ring binder. With each new project year, add your new record book to the binder. It is recommended that you save your record books from previous years in your binder. That way, you can easily compare your progress and achievements throughout the years. It will also help you when you apply for awards, jobs, college, etc.

Member in good standing requirements

In general, all 4-H members are expected to meet the following standards each year. These are the minimum requirements. Your club may have additional requirements.

- Attend at least 70 percent of regular club meetings and/or activities.
- Complete a 4-H project, doing one’s own work with minimal assistance from parents or others, including being responsible for the physical care and training of the animal(s) to the fullest extent.
- Give a club or county 4-H public presentation.
- Complete a project record book (like this one).



How this record book is organized

Besides this introduction, this record book is organized into five main sections:

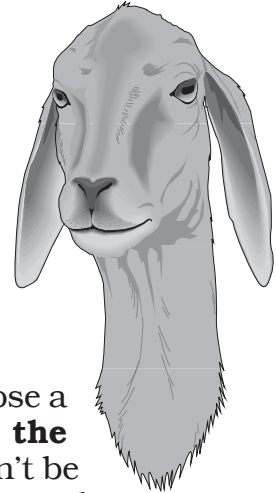


- Starting Out - My goals for the 4-H year - page 5
- Along the Way - Keeping track of what I do - page 8
- Looking Back - What I learned this year - page 18
- Thinking Ahead - My goals for next year - page 22
- Appendix (including project goals) - page 23

Starting Out

My goals for the 4-H year

The beginning of the 4-H year is a good time to begin thinking about what you'd like to do or learn in 4-H during the upcoming months. List some of your goals for the year and what plan you have to accomplish your goals. Talk to your leader and parents to decide what goals are realistic to try and possible to finish this year.



During each year in the 4-H Goat project, members should choose a minimum of three goals to pursue. **Choices are listed in the Appendix starting on page 23.** Write your choices below. Don't be afraid to challenge yourself! Of course, you may aim to reach more goals. For now, write your goals below and your plan for reaching each goal. If the items on the list have all been accomplished, develop some of your own. You may also choose special ones not listed. Be sure to get the needed signatures on the next page.

My goals for this year	What I need to do to reach this goal
<i>Example: I will learn how to give a public presentation.</i>	<i>Attend county public presentation workshop. Have my leader and parents help me pick a topic that will be good for me. Practice my presentation. Give the presentation at a club meeting.</i>

Signatures for goal setting

I will work toward the above goals I have set for myself for the upcoming 4-H year to the best of my ability:



_____ (Member signature) _____ (Date)

I will support my son's/daughter's goals for the upcoming 4-H year:



_____ (Parent signature) _____ (Date)

I will help support this member's goals for the upcoming 4-H year:



_____ (4-H Leader signature) _____ (Date)

Taking Inventory

As you start the 4-H year it is also a time to take an inventory of what you have for your project. For the Goat project, you will need to list all the goat project animals you own at the beginning of the year. You may also wish to do an inventory of all the equipment and supplies you own at the beginning of the year.

Barn Equipment and Supplies Inventory - Start of Project Year (Optional)

List in the appropriate sections all the equipment and supplies you own at the start of the 4-H year. Include a description of the item. If you own a lot of equipment and supplies, you do not have to record each one, i.e., list five water buckets instead of listing each water bucket separately. If the cost is not known, estimate the value. An up-to-date Barn Equipment and Supplies Inventory will be very useful if equipment is lost, destroyed, or stolen! When you purchase new equipment and supplies, list these items in the **(E1) Equipment Expenses** section on page 11.

Item	Year Acquired	Description	Cost (If Purchased)	Value
<i>Example: 5 water buckets</i>	<i>1998</i>	<i>1 gallon water buckets</i>	<i>\$25.00</i>	<i>\$25.00</i>
Total Value of Equipment and Supplies (Add all values of Equipment and Supplies and put this number in box at right.)				

(You may add more copies of this page if necessary.)

Project Goat Inventory

For each goat project animal in your herd at the start of the project year, list it's name or herd number, registration number (if registered), breed, birth date or age, date of purchase (if applicable), how animal left the herd, and date, sex (use the abbreviations D for doe, B for buck, W for wether) and value (this may be the purchase price or appraised value). Throughout the year you may acquire new animals. These animals may be purchased, traded, or even born from animals you already own. Be sure to add the animals acquired during the year to the list. If you purchased the animal, the cost of the animal should be included on **page 15** of the Project Goat Record. Also indicate whether any of the animals were sold, traded, or died during the 4-H year. If you sold an animal, record the sale under **(I) Income** on page 16. At the end of the year you will have a complete list of the animals you owned during the year.

Goat's name or herd #	Registra - tion #	Breed	Birth date/age	Date of purchase	How animal left herd & date	Sex	Value*	
							Proj. Start	Proj. End
<i>Example: Clara</i>	<i>Not registered</i>	<i>Grade</i>	<i>4/18/97</i>	<i>Gift 2/6/99</i>	<i>-----</i>	<i>W</i>	<i>\$150</i>	<i>\$150</i>
<i>Example: #15</i>	<i>79324</i>	<i>Toggenburg</i>	<i>3/14/00</i>	<i>Herd Kid</i>	<i>Sold 10/25/00</i>	<i>D</i>	<i>\$300</i>	<i>\$350</i>
Total Value of Goats (Add all values of goats and put these numbers in boxes at right.)								

* If the animal was a gift or born in your herd, estimate the value.
 * If the animal was given away or traded, estimate the value.


(You may add more copies of this page if necessary.)

Along the Way

Keeping track of what I do

For this section, it is best to write down what you have done shortly after completing it so you won't forget important events and activities. This section includes the following parts:

- What I did in this project this year
- Animal care & management
- Project finances
- Other clubs and projects



What I did in this project this year

The following page is where you can list what you did in this 4-H project. Don't forget to include these types of 4-H events and activities you might have done this year:

- Club meetings
- Events participated in
- Leadership roles such as offices held, committees led
- Special meetings & clinics
- Community service
- Public Speaking
- Field trips
- County 4-H Fair
- Awards or recognition earned

Name of event/activity	Date & Location	What I did	Level (Club, County, State, National)	Award or Recognition Earned?
<i>Example: Club meeting</i>	<i>9/1/2000 Somewhere, New Jersey</i>	<i>Attended new year-organizational meeting. Explained county fair to new members.</i>	<i>Club</i>	<i>none</i>
<i>Example: Visited nursing home with the club</i>	<i>12/15/2000 ABC Nursing Home, Milltown</i>	<i>I gave a presentation on my goat project</i>	<i>Club</i>	<i>Received a thank-you letter from the Center Director</i>

Name of event/activity	Date & Location	What I did	Level (Club, County, State, National)	Award or Recognition Earned?

Other clubs and projects

List any other clubs and projects you participated in during the past year.

Club name	Project(s)

(You may add more copies of this page if necessary.)

Animal Care & Management

Because your project is a living creature, it requires regular care and management. Here is the place to explain what you regularly do for or with your animal on a daily, weekly, monthly, and yearly basis. Be as specific as possible.

Do not forget to list the following:

- Feeding and watering practices
- Grooming (clipping, trimming hooves, check health)
- Cleaning pens, food and water containers
- Manure removal
- Checking and repairing as needed: fencing, pens, barns, etc.



What I do for/with my project animal . . .
Daily
Weekly
Monthly
Yearly

Animal Record Keeping

Project Finances

It is likely that you spent money on your 4-H project this year. This section will help you add up what it cost to complete your project.

\$ (E) Expenses

This section is where you can keep track of what you purchased this year. Include equipment and feed used for your project and what each cost. You may add more copies of these pages if necessary.

Expenses are divided into categories (E1 and E2):

- (E1) Equipment expenses (including hardware for repair of pens)
- (E2) Feed expenses (Remember the cost of feed = number of pounds of feed x price per pound. Also, when homegrown feeds are used, list feed cost at market value.)

(E1) Equipment expenses

Date	Description of expense (include quantities)	Cost (\$)
12/15/99	Example: 1 pitch fork	\$25.00
E1 Total	(Add up all expenses from above and put number in box at right)	

(You may add more copies of this page if necessary.)

(E2) Feed Expenses

Date	Description of expense (include quantities)	Cost (\$)
<i>11/1/00</i>	<i>Example: 50 lbs. goat feed</i>	<i>\$8.50</i>
E2 Total	(Add up all expenses from above and put number in box at right)	

(You may add more copies of this page if necessary.)

Project Goat Record—pages 13 to 16 for _____ (Goat's Name)

Show Record

Shows & competitions - Competition is an optional part of any 4-H project. Goat shows are an option that you might enjoy. If you choose to compete in shows, you should keep records of the results.

Name of Show	Date & Location	Class entered	Level (Club, County, State, National)	Placing Award or Recognition Earned?
<i>ABC Goat Show</i>	<i>6/28/01</i>	<i>Toggenburg Type Class; 4-8 months; 10 in class</i>	<i>County</i>	<i>2nd place</i>

Kidding Record

Date Bred	Kidding date	# of kids	Sex ¹	Name of kid(s)	Sire of kid(s)	Birth Weight	Disposition (sold or add to herd)
10/3/00	3/2/01	1	D	Suzy	Big Boy	3lbs	Add to herd

¹ **D** for Doe, **B** for Buck

Production Record

For Dairy Goats, insert page 17A after this page.
 For Meat Goats, insert page 17B after this page.
 For Fiber Goats, insert page 17C after this page.

**Project Goat Record—pages 13 to 16 for _____ (Goat’s Name)
Financial Record**

I. Project Goat Expenses

Purchase of Animal\$_____ **(A)**

Health/Medical expenses (including veterinarian & medicine)

Date	Description of expense (include quantities)	Cost (\$)
3/16/01	<i>Example: Veterinarian visit to treat Patches (stepped on nail)</i>	\$55.00
Total (Add up all expenses from above and put number in box at right)		

(B)

Other Expenses (Breeding , Shows, Transportation, and etc.)

Date	Description of expense (include quantities)	Cost (\$)
5/13/01	<i>Show Entry Fee</i>	\$5.00
Total (Add up all expenses from above and put number in box at right)		

(C)

Equipment (Total from pg. 11, E1, divided by number of project animals).....\$_____ **(D)**

Feed (Total from pg. 12, E2, divided by number of project animals).....\$_____ **(E)**

Total Expenses for this Project Goat.....\$_____ **(A+B+C+D+E)**

**Project Goat Record—pages 13 to 16 for _____ (Goat’s Name)
Financial Record (continued)**

II. Project Goat Income

List any income received from this project goat this year. For instance, sales of any project related items or cash prizes from contests or exhibitions. Income may also include live goats, market goats and cheese. It is possible that your project had no income. If so, enter “None” under description and “0” under “Total Income.” Remember, if products were consumed at home, list what you would have paid for them in the local store, or what you would have received in cash if you sold the product.


Date	Description of income (include quantities)	Cost (\$)
2000-01	<i>Example: Value of milk provided during the year</i>	\$100.00
10/25/00	<i>Example: Doe kid sold to neighbor</i>	\$50.00
Total Income from this Project Goat (Add up all income from above and put number in box at right)		

III. Net Cost or Profit

Total Income From Above.....\$ _____

Total Expenses from page 15\$ _____

Net Cost or Profit for this Project Goat.....\$ _____
(subtract total expenses from total income)



Milk Production Records (use for dairy goats)

Doe's Name _____ Registration number _____

Breed _____ Date of Birth _____ Kidding Date _____

Weigh the amount of milk produced by your doe a few times each month in order to estimate the average pounds of milk produced per day. Then multiply by the number of days in the month to get a total number of pounds produced that month.

January _____ Average lbs/day x 31 days = _____ lbs

February _____ Average lbs/day x 28 days = _____ lbs

March _____ Average lbs/day x 31 days = _____ lbs

April _____ Average lbs/day x 30 days = _____ lbs

May _____ Average lbs/day x 31 days = _____ lbs

June _____ Average lbs/day x 30 days = _____ lbs

July _____ Average lbs/day x 31 days = _____ lbs

August _____ Average lbs/day x 31 days = _____ lbs

September _____ Average lbs/day x 30 days = _____ lbs

October _____ Average lbs/day x 31 days = _____ lbs

November _____ Average lbs/day x 30 days = _____ lbs

December _____ Average lbs/day x 31 days = _____ lbs

Yearly Total Milk Produced (add total milk produced for each month and put it in the box at the right)..... lbs

Total Value of Milk Produced for the Year

Yearly Total Produced _____ lbs X \$ _____ value/lb. =
from above

\$

Transfer this value to income on pg. 16

Market Animal Record: Weight Gain and Feed Records (use for meat goats)

Keeping accurate weight gain and feed records is important. Reviewing this information will enable you to determine: how much feed was fed to your market animal; and if this market animal's rate of gain was equal to, greater than, or less than the average market animal's rate of gain. If you have a large number of market animals, you should maintain these records for your "4-H project animals."

Animal Name _____ Identification _____

Breed _____ Date of Birth _____ Date Weaned _____

Weight (pounds)

Birth	Month												Final	
	Jan	Feb	Mar	Apr	May	Jun	July	Aug	Sept	Oct	Nov	Dec		

Feed Records*

	Month												Total	
	Jan	Feb	Mar	Apr	May	Jun	July	Aug	Sept	Oct	Nov	Dec		
Grain¹ (pounds)														
Grain¹ (cost)														
Hay² (pounds)														
Hay² (cost)														
Pasture³ (# of days)														
Pasture³ (cost)														

*A good way to keep track of feed use, put a calendar in the barn and write down the amount and the kind of feed used each day. At the end of each month, total each kind of feed used and record the information in the Feed Records Table.

¹ To calculate the cost of grain for each goat/month:

- Divide the cost of the grain by the amount of grain purchased (i.e. \$8.50 ÷ 50 lbs. = 17 cents/lb.)
- Multiply the cost of the grain by the amount fed to the goat (i.e. 17 cents x 30 lbs./month = \$5.10/month)

² To calculate the cost of hay for each goat/month

- Weigh several bales of hay to determine the average weight (i.e. 25 lbs. + 35 lbs. + 30 lbs./month = 90 lbs. ÷ 3 bales = 30 lbs./bale)
- Multiply number of bales eaten by the goat by the cost per bale (i.e. 4 bales/month x \$2.50/bale = \$10.00/month)

³ Use 2¢ a day/goat for cost of the pasture. If pasture has been improved, increase amount.

(You may add more copies of this page if necessary.)

Fiber Records (use for fiber goats)

Record the fiber weight and income (if fiber is sold) for each project animal to assist with determining it’s health status and to monitor how age and management of the goat affects the quality of the fiber.

Animal’s name	Breed	Sex	Date of Birth	Date shorn	Fiber quality	Fiber weight	Income
Total Income From Fiber (Add the income and put this number in box at right)							

Remember to record each goat’s income from fiber on the income record for that goat on page 16.


(You may add more copies of this page if necessary.)

Looking Back

What I learned this year

This section is to be completed at the end of the 4-H year. It is meant to help you look back on all that you learned during the past year. This section includes the following parts:

- My goals completed
- A summary of knowledge and skills I gained
- The three most important things I learned
- Telling my story



My goals completed

Look back on the goals you set for yourself at the beginning of the year. How well did you meet those goals? Use the space below to tell how well you did in reaching your goals. If you added new goals during the year, also included them below.

My goals for this year	How well did each goal get met?
<i>Example: I will learn how to give a public presentation.</i>	<i>I attended county public presentation workshop. I had to change my topic three times. I should have practiced my presentation more before I gave it at the club meeting. I will start planning and practicing earlier next year!</i>

Knowledge and Skills I Gained

There are many things to learn in 4-H. Check each item below that you learned or improved in 4-H during the past year.

I learned or improved my ability to...

HEAD (Independence)

- try something new
- set goals for myself
- plan a project
- keep myself organized
- keep track of finances
- keep records of my work
- gain knowledge of my project
- get more information about something I am interested in
- use resources wisely
- participate in a business meeting
- run a business meeting
- make wise choices and decisions
- solve problems
- learn from my mistakes
- understand that it's ok to change my mind if I need to
- pay attention to instructions

HEART (Belonging)

- speak confidently in front of a group
- give a public presentation
- share my feelings or point of view
- make myself understood without bullying or being loud
- listen to other people
- respect someone else's feelings
- resolve differences of opinion
- appreciate my cultural heritage
- accept people who are different from me
- get along with other kids
- make others feel welcome
- stand up for others
- make new friends
- appreciate the importance of friendships in my life

HANDS (Generosity)

- work with others
- work within a group
- work within a committee
- work with adults
- get past differences to reach a goal
- help others succeed
- make something with my hands
- explore a career interest
- follow directions
- lead others
- find ways to make a positive contribution to society
- understand the importance of community service
- see that my efforts can make a difference
- take the initiative to start something on my own

HEALTH (Mastery)

- understand my strengths and weaknesses
- finish something I started
- be proud of my accomplishments
- accept change
- see that my character can effect a situation
- take responsibility for my own words and actions
- deal with winning and losing gracefully
- be careful and practice safety
- appreciate the importance of good health
- stay healthy
- feel good about myself

Other: _____

My grade in school: _____

Number of years in 4-H _____

The three most important things I learned

Even if you learned a lot of different things in 4-H, think of what was the most important for you. Then, list the three most important things you learned in this project during the past year in the boxes below. For instance, I learned how to shear a goat, I learned that working with senior citizens is challenging but also fun, I learned to speak in front of my club without being afraid.

The three most important things I learned in this project during the past year were...
1.
2.
3.

Telling my story

Keeping in mind the knowledge and skills you said you learned from the items you checked above, write a story that explains what you gained this past year in 4-H. Use specific examples that are unique to you whenever possible. Feel free to relate what you learned in 4-H to school, family, or other activities in your life. Use extra pages if needed. Attach photos or clippings on additional pages of this book if it helps tell your story better. Don't forget to label them with captions if you do.

4-H is proud of what 4-H members learn and sometimes likes to use excerpts (parts) of stories 4-H'ers write in 4-H publicity. If you do not want your information shared, please let us know by checking the boxes below:

Do not use my story for any 4-H publicity.

If you use my story, do not credit my name.

The New York Times

123456789101112131415161718192021222324252627282930313233343536373839404142434445464748495051525354555657585960616263646566676869707172737475767778798081828384858687888990919293949596979899100

My 4-H Story

Project Work

Dolor sit amet consectetur adipiscing elit, sed diam nonummy nibh euismod tincidunt ut laoreet dolore magna aliquam erat volutpat. Ut wisi enim ad minim veniam, quis nostrud exerci tation ullamcorper suscipit lobortis nisl ut aliquip ex ea commodo consequat. Duis aute irure dolor in hendrerit in vulputate velit esse molestie consequat, vel illum dolore eu feugiat nulla facilisis at vero eros et accipit et egestas turpis id laoreet.

To Make the Best Better

Dolor sit amet consectetur adipiscing elit, sed diam nonummy nibh euismod tincidunt ut laoreet dolore magna aliquam erat volutpat. Ut wisi enim ad minim veniam, quis nostrud exerci tation ullamcorper suscipit lobortis nisl ut aliquip ex ea commodo consequat. Duis aute irure dolor in hendrerit in vulputate velit esse molestie consequat, vel illum dolore eu feugiat nulla facilisis at vero eros et accipit et egestas turpis id laoreet.

Learn buy Doing

Dolor sit amet consectetur adipiscing elit, sed diam nonummy nibh euismod tincidunt ut laoreet dolore magna aliquam erat volutpat. Ut wisi enim ad minim veniam, quis nostrud exerci tation ullamcorper suscipit lobortis nisl ut aliquip ex ea commodo consequat. Duis aute irure dolor in hendrerit in vulputate velit esse molestie consequat, vel illum dolore eu feugiat nulla facilisis at vero eros et accipit et egestas turpis id laoreet.

Fun!

Dolor sit amet consectetur adipiscing elit, sed diam nonummy nibh euismod tincidunt ut laoreet dolore magna aliquam erat volutpat. Ut wisi enim ad minim veniam, quis nostrud exerci tation ullamcorper suscipit lobortis nisl ut aliquip ex ea commodo consequat. Duis aute irure dolor in hendrerit in vulputate velit esse molestie consequat, vel illum dolore eu feugiat nulla facilisis at vero eros et accipit et egestas turpis id laoreet.

4-H Fair

Dolor sit amet consectetur adipiscing elit, sed diam nonummy nibh euismod tincidunt ut laoreet dolore magna aliquam erat volutpat. Ut wisi enim ad minim veniam, quis nostrud exerci tation ullamcorper suscipit lobortis nisl ut aliquip ex ea commodo consequat. Duis aute irure dolor in hendrerit in vulputate velit esse molestie consequat, vel illum dolore eu feugiat nulla facilisis at vero eros et accipit et egestas turpis id laoreet.

Camp

Dolor sit amet consectetur adipiscing elit, sed diam nonummy nibh euismod tincidunt ut laoreet dolore magna aliquam erat volutpat. Ut wisi enim ad minim veniam, quis nostrud exerci tation ullamcorper suscipit lobortis nisl ut aliquip ex ea commodo consequat. Duis aute irure dolor in hendrerit in vulputate velit esse molestie consequat, vel illum dolore eu feugiat nulla facilisis at vero eros et accipit et egestas turpis id laoreet.

Helping Others

Dolor sit amet consectetur adipiscing elit, sed diam nonummy nibh euismod tincidunt ut laoreet dolore magna aliquam erat volutpat. Ut wisi enim ad minim veniam, quis nostrud exerci tation ullamcorper suscipit lobortis nisl ut aliquip ex ea commodo consequat. Duis aute irure dolor in hendrerit in vulputate velit esse molestie consequat, vel illum dolore eu feugiat nulla facilisis at vero eros et accipit et egestas turpis id laoreet.

Best Year Yet!

Dolor sit amet consectetur adipiscing elit, sed diam nonummy nibh euismod tincidunt ut laoreet dolore magna aliquam erat volutpat. Ut wisi enim ad minim veniam, quis nostrud exerci tation ullamcorper suscipit lobortis nisl ut aliquip ex ea commodo consequat. Duis aute irure dolor in hendrerit in vulputate velit esse molestie consequat, vel illum dolore eu feugiat nulla facilisis at vero eros et accipit et egestas turpis id laoreet.

Learn buy Doing

Dolor sit amet consectetur adipiscing elit, sed diam nonummy nibh euismod tincidunt ut laoreet dolore magna aliquam erat volutpat. Ut wisi enim ad minim veniam, quis nostrud exerci tation ullamcorper suscipit lobortis nisl ut aliquip ex ea commodo consequat. Duis aute irure dolor in hendrerit in vulputate velit esse molestie consequat, vel illum dolore eu feugiat nulla facilisis at vero eros et accipit et egestas turpis id laoreet.

My 4-H Story

(Continue 4-H story on next page.)

(Continue 4-H story below or attach additional pages if necessary.)

Thinking Ahead



My goals for next year

Now is a good time to begin thinking about what you'd like to do or learn in 4-H next year. List some of your goals for next year and what plan you have to accomplish your goals.

My goal for next year	What I need to do to reach this goal

Feel free to attach additional pages to this record book if needed.

Appendix

The Appendix contains the following parts:

- Goat Knowledge & Skills
- Personal Development Activities



Goat Knowledge & Skills


During each year, members may choose several goat knowledge and skill goals. Do not be afraid to challenge yourself!

Item #	Goat Knowledge or Skill
Beginning Skills	
G-1	Identify breeds of goats
G-2	Select a goat for your project animal
G-3	Understand 4-H livestock records
G-4	Identify at least thirty goat body parts
G-5	Identify goat management problems and unsafe conditions
G-6	Identify equipment needed to raise a goat
G-7	Make a rope halter
G-8	Design a goat barn
G-9	Trim a goat's hooves
G-10	Demonstrate one or more goat fitting techniques
G-11	Train a goat for show
G-12	Show your goat
G-13	Organize a mini goat showmanship contest
G-14	Identify a goat raiser
G-15	Identify criteria for a healthy goat
G-16	Learn to take a goat's pulse, temperature and respiration

G-17	Find goat products in stores
G-18	Identify and classify feed ingredients
G-19	Select and judge hay
G-20	Learn to read a feed tag
G-21	Identify the nutrient requirements for a healthy goat
Intermediate Skills	
G-22	Compare and describe differences between two goats
G-23	Recognize abnormalities & faults in goats
G-24	Conduct a judging contest
G-25	Observe a goat's behavior
G-26	Show how to milk a dairy goat
G-27	Use proper milking procedures
G-28	Learn how to prevent mastitis flare-ups
G-29	Examine the composition of milk
G-30	Help others learn goat management practices
G-31	Prepare a doe for kidding
G-32	Demonstrate how to deliver goats in normal and abnormal conditions
G-33	Conduct a goat kidding skillathon
G-34	Care for a newborn kid
G-35	Wean a goat
G-36	Register your goat
G-37	Research common herd health problems
G-38	Identify methods of controlling external and/or internal parasites
G-39	Stock a goat medicine cabinet
G-40	Administer medication to goats
G-41	Treat foot rot
G-42	Treat a minor wound
G-43	Examine a fecal sample for parasites
G-44	Explore goat-related products
G-45	Investigate a goat association and/or goat related careers

Advanced Skills	
G-46	Complete a herd production and type chart
G-47	Plan and organize a goat judging contest
G-48	Outline a herd health program or develop a herd health calendar
G-49	Formulate and balance rations for your goat
G-50	Identify the parts of a goat's digestive system
G-51	Determine strengths and weaknesses of breeding systems
G-52	Compare information on two sires
G-53	Decide how to breed does
G-54	Learn a goat's reproductive cycle
G-55	Organize a goat field day
G-56	Organize and conduct an ABC's of Goats game
G-57	Plan and set up a Tot's Barnyard
G-58	Produce a 30-second commercial
G-59	Design and teach a goat management lesson

If the above skills have all been accomplished, develop some of your own. You may also choose any special skill not listed above.



Personal Development Activities

During each year, members may also choose several personal development goals. Do not be afraid to challenge yourself!

Item #	Personal Development Activity
PD 1	Participate in a community service project (such as a food drive, community clean up, etc.).
PD-2	Participate in a community pride project (such as a parade or community day).
PD-3	Help prepare a display or booth relating to goats or goat activities.
PD 4	Serve as a member of a club committee
PD 5	Attend 4-H Camp.
PD 6	Participate in your county fair.
PD 7	Assist at a 4-H goat show.
PD 8	Serve as a host for a 4-H meeting, making everyone welcome.
PD 9	Provide refreshments for a club meeting.
PD 10	Help plan a fun activity for your club.
PD 11	Help with club/county 4-H fund raisers.
PD 12	Write a newspaper story for your club about an event you have participated in.
PD 13	Serve as a chairperson of a club committee.
PD 14	Arrange for a speaker to talk to your club.
PD 15	Make arrangements for your club to go on a field trip.
PD 16	Attend Citizenship Washington Focus (CWF)
PD 17	Attend National 4-H Youth Congress.
PD 18	Attend National 4-H Conference.
PD 19	Explore careers related to goats
PD 20	Assist a younger member in preparing a public presentation.
PD 21	Assist a younger member at a goat show.

If the above activities have all been accomplished, develop some of your own. You may also choose any special activities not listed above.

The 4-H Pledge

I PLEDGE . . .

. . . my HEAD to clearer thinking,
. . . my HEART to greater loyalty,
. . . my HANDS to larger service,
. . . and my HEALTH to better living,
for my club, my community,
my country, and my world.



4-H Motto

“To Make the Best, Better”

4-H Slogan

“Learning by Doing”

Visit the NJ 4-H web site: www.nj4h.rutgers.edu
(This publication is available for downloading)

For a comprehensive list of our publications visit www.njaes.rutgers.edu